

## SH

### Applications

For water supply from wells or reservoirs.  
For domestic use, for civil and industrial applications.  
For garden use and irrigation.

### Operating conditions

Maximum fluid temperature up to +40°C  
Maximum sand content: 0.1%

### Motor and Pump

Rewindable motor  
**Single-phase:** 220 - 240V/50Hz  
**Three-phase:** 380 - 415V/50Hz  
It's available to equip with floating switch  
Curve tolerance according to ISO 9906

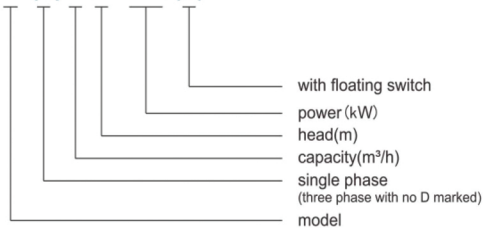
### Options on request

Special mechanical seal  
Other voltages or frequency 60Hz

### Warranty: 2 years

(according to our general sales conditions)

### SH (D) 6-22-0.75 (A)



Components	Material
Impeller	Cast-aluminum
Strainer	AISI 304 SS
Motor external casing	AISI 304 SS
Top chock	AISI 304 SS
Mechanical seal	Graphite-Ceramic
Seal lubricant oil	Oil for food machinery and pharmaceutical use.

### PERFORMANCE DATA 50Hz

MODEL		P <sub>2</sub>		DELIVERY n≈2850 1/min																		
1~ 220 - 240V	3~ 380 - 415V	kW	HP	Q		H(m)																
				m³/h	l/min	0	3	6	9	12	15	18	24	30	36	42	48	54				
				0	50	100	150	200	250	300	400	500	600	700	800	900						
SHm6-15-0.37F	SH6-15-0.37	0.37	0.5	17.4	17.0	15.6	12.9	-	-	-	-	-	-	-	-	-	-	-				
SHm6-18-0.55F	SH6-18-0.55	0.55	0.75	20.2	19.3	17.9	15.2	-	-	-	-	-	-	-	-	-	-	-				
SHm6-22-0.75F	SH6-22-0.75	0.75	1	24.4	23.6	22.1	20.0	16.4	-	-	-	-	-	-	-	-	-	-				
SHm6-25-1.1F	SH6-25-1.1	1.1	1.5	27.5	27.1	25.6	23.0	19.5	16.0	-	-	-	-	-	-	-	-	-				
SHm10-28-1.5F	SH10-28-1.5	1.5	2	31.9	31.4	30.4	29.2	26.7	23.1	-	-	-	-	-	-	-	-	-				
SHm10-32-1.9F	SH10-32-1.9	1.9	2.5	36.7	36.3	35.3	33.9	31.7	28.2	23.7	-	-	-	-	-	-	-	-				
SHm15-32-2.2F	SH15-32-2.2	2.2	3	37.4	37.0	36.4	35.5	34.2	32.1	29.4	22.2	12.0	-	-	-	-	-	-				
SHm15-40-3F	SH15-40-3	3	4	41.0	40.7	40.3	39.7	38.8	37.5	35.4	29.9	22.8	-	-	-	-	-	-				
-	SH20-40-4	4	5.5	46.4	46.0	45.6	45.0	44.0	42.6	40.4	34.9	27.3	14.5	-	-	-	-	-				
-	SH27-50-5.5	5.5	7.5	57.9	57.5	57.0	56.5	56.0	55.2	54.2	51.3	46.7	40.9	34.0	24.0	-	-	-				
-	SH27-55-7.5	7.5	10	58.5	58.3	58.0	57.6	57.1	56.5	55.8	54.0	51.2	47.4	42.2	35.9	28.1	-	-				
-	SH35-55-9.2	9.2	12.5	60.6	60.5	60.3	60.0	59.6	59.1	58.5	57.1	55.3	52.5	48.5	44.2	39.6	-	-				

## SH

### Applications

Sewage treatment plants  
Industrial draining  
Agriculture irrigation

### Operating conditions

Maximum fluid temperature up to +40°C  
Maximum solid can pass: 35mm

### Motor and Pump

Rewindable motor  
**Single-phase:** 220 - 240V/50Hz  
**Three-phase:** 380 - 415V/50Hz  
It's available to equip with floating switch  
Curve tolerance according to ISO 9906

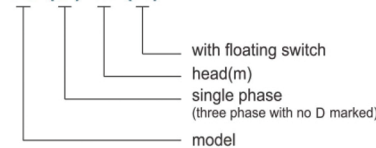
### Options on request

Special mechanical seal  
Other voltages or frequency 60Hz

### Warranty: 2 years

(according to our general sales conditions)

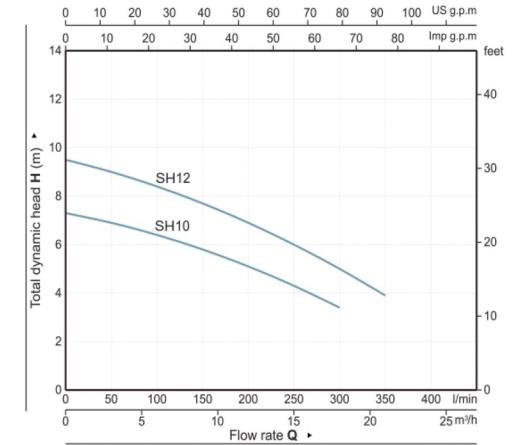
### SH (D) 10 (A)



Components	Material
Delivery casing	AISI 304 SS
Suction lantern	AISI 304 SS
Diffuser	①AISI 304 SS ②Cast-iron G20 UNI5007
Impeller	AISI 304 SS
Motor external casing	AISI 304 SS
Top chock	AISI 304 SS
Bottom support	AISI 304 SS
Mechanical seal	Graphite-Ceramic
Shaft	AISI 304 SS-ASTM 5140
Seal lubricant oil	Oil for food machinery and pharmaceutical use.

### PERFORMANCE DATA 50Hz

MODEL		P <sub>2</sub>		DELIVERY n≈2850 1/min														
1~ 220 - 240V	3~ 380 - 415V	kW	HP	Q		H(m)												
				m³/h	l/min	0	3	6	9	12	15	18	21					
				0	50	100	150	200	250	300	350							
SHm10	SH10	0.55	0.75	7.3	6.9	6.4	5.8	5.1	4.3	3.1	-	-	-					
SHm12	SH12	0.75	1	9.5	9.0	8.4	7.7	6.9	6.0	5.0	3.9	-	-					
SHm10-1	SH10-1	0.55	0.75	7.3	6.9	6.4	5.8	5.1	4.3	3.1	-	-	-					
SHm12-1	SH12-1	0.75	1	9.5	9.0	8.4	7.7	6.9	6.0	5.0	3.9	-	-					



## SH

### Applications

Sewage treatment plants  
Industrial draining  
Agriculture irrigation

### Operating conditions

Maximum fluid temperature up to +40°C

### Motor and Pump

Rewindable motor  
**Single-phase:** 220 - 240V/50Hz  
**Three-phase:** 380 - 415V/50Hz  
It's available to equip with floating switch  
It can work in water containing fiber  
Curve tolerance according to ISO 9906

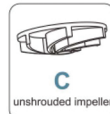
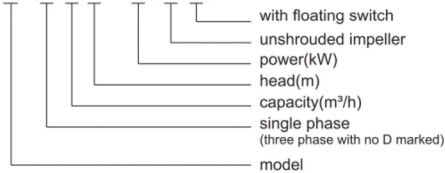
### Options on request

Special mechanical seal  
Other voltages or frequency 60Hz

### Warranty: 2 years

(according to our general sales conditions)

### SH (D) 7-6-0.18C(A)



Components	Material
Motor external casing	AISI 304 SS
Mechanical seal	Graphite-Ceramic
Shaft	AISI 304 SS-ASTM 5140
Seal lubricant oil	Oil for food machinery and pharmaceutical use.

### PERFORMANCE DATA 50Hz

MODEL		P <sub>2</sub>		DELIVERY n≈2850 1/min													
1~ 220 - 240V	3~ 380 - 415V	kW	HP	Q m³/h l/min	H(m)												
					0	3	6	9	12	15	18	24	30	36	40		
SHm7-6-0.18F	-	0.18	0.25	7.2	6.8	6.2	5.2	-	-	-	-	-	-	-	-		
SHm7-7-0.25F	-	0.25	0.33	8.1	7.9	7.0	6.1	-	-	-	-	-	-	-	-		
SHm8-8-0.37F	-	0.37	0.5	8.8	8.6	8.2	7.8	7.2	-	-	-	-	-	-	-		
SHm10-9-0.55F	SH10-9-0.55	0.55	0.75	10.4	10.2	9.6	9.2	8.3	7.0	-	-	-	-	-	-		
SHm15-9-0.75F	SH15-9-0.75	0.75	1	12.5	12.3	11.9	11.4	10.5	9.0	7.1	-	-	-	-	-		
SHm20-10-1.1F	SH20-10-1.1	1.1	1.5	13.2	13.1	13.0	12.8	12.4	12.0	11.0	9.7	8.0	-	-	-		
SHm15-13-1.5F	SH15-13-1.5	1.5	2	14.8	14.6	14.4	14.0	13.6	13.0	12.4	10.6	8.2	-	-	-		
SHm25-10-1.5F	SH25-10-1.5	1.5	2	12.0	11.9	11.8	11.7	11.5	11.3	11.0	10.2	9.0	7.2	5.8	-		

## SH

### Applications

Sewage treatment plants  
Industrial draining  
Agriculture irrigation

### Operating conditions

Maximum fluid temperature up to +40°C

### Motor and Pump

Rewindable motor  
**Single-phase:** 220 - 240V/50Hz  
**Three-phase:** 380 - 415V/50Hz  
It's available to equip with floating switch  
Curve tolerance according to ISO 9906

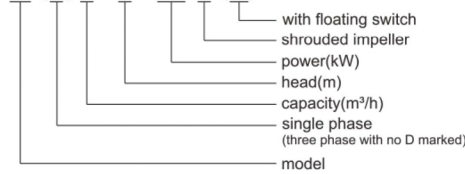
### Options on request

Special mechanical seal  
Other voltages or frequency 60Hz

### Warranty: 2 years

(according to our general sales conditions)

### SH (D) 8 - 8 - 0.25 B (A)



Components	Material
Motor external casing	AISI 304 SS
Mechanical seal	Graphite-Ceramic
Shaft	AISI 304 SS-ASTM 5140
Seal lubricant oil	Oil for food machinery and pharmaceutical use.

### PERFORMANCE DATA 50Hz

MODEL		P <sub>2</sub>		DELIVERY n≈2850 1/min													
1~ 220 - 240V	3~ 380 - 415V	kW	HP	Q m³/h l/min	H(m)												
					0	6	12	18	24	30	36	42	48	54	60	66	
SHm8-8-0.25F	SH8-8-0.25	0.25	0.33	9.7	8.7	6.0	-	-	-	-	-	-	-	-	-	-	
SHm10-8-0.37F	SH10-8-0.37	0.37	0.5	10.5	9.3	7.2	-	-	-	-	-	-	-	-	-	-	
SHm15-9-0.55F	SH15-9-0.55	0.55	0.75	13.0	12.0	10.3	7.8	-	-	-	-	-	-	-	-	-	
SHm15-11-0.75F	SH15-11-0.75	0.75	1	14.8	13.7	12.3	10.0	6.8	-	-	-	-	-	-	-	-	
SHm25-10-1.1F	SH25-10-1.1	1.1	1.5	17.7	16.5	15.0	13.5	10.5	7.6	-	-	-	-	-	-	-	
SHm35-7-1.1F	SH35-7-1.1	1.1	1.5	16.0	15.3	14.6	13.5	11.4	9.2	6.8	-	-	-	-	-	-	
SHm25-12-1.5F	SH25-12-1.5	1.5	2	20.7	20.1	18.9	17.1	14.2	10.7	-	-	-	-	-	-	-	
SHm35-9-1.5F	SH35-9-1.5	1.5	2	17.6	16.8	15.8	14.5	12.8	11.4	8.5	5.7	-	-	-	-	-	
SHm30-14-2.2F	SH30-14-2.2	2.2	3	24.6	23.8	22.6	20.7	18.2	14.0	11.0	-	-	-	-	-	-	
SHm45-10-2.2F	SH45-10-2.2	2.2	3	17.6	17.0	16.3	15.5	14.4	13.3	12.1	10.6	9.2	7.4	-	-	-	
-	SH50-12-3	3	4	21.5	21.1	20.5	19.8	18.9	18.0	16.5	15.0	13.2	11.6	9.6	-	-	
-	SH50-17-4	4	5.5	25.3	24.7	24.2	23.7	22.9	22.0	20.8	19.5	17.9	16.1	14.0	10.9	-	

## SH

### Applications

Sewage treatment plants  
Industrial draining  
Agriculture irrigation

### Operating conditions

Maximum fluid temperature up to +40°C

### Motor and Pump

Rewindable motor

**Single-phase:** 220 - 240V/50Hz

**Three-phase:** 380 - 415V/50Hz

It's available to equip with floating switch

It can work in water containing fiber

Curve tolerance according to ISO 9906

### Options on request

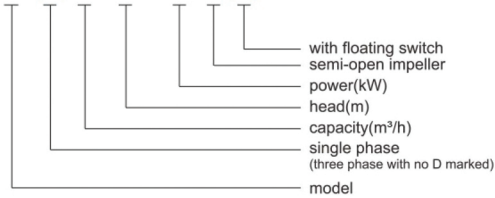
Special mechanical seal

Other voltages or frequency 60Hz

### Warranty: 2 years

(according to our general sales conditions)

#### SH (D) 8 - 7 - 0.25 E (A)



Components	Material
Motor external casing	AISI 304 SS
Mechanical seal	Graphite-Ceramic
Shaft	AISI 304 SS-ASTM 5140
Seal lubricant oil	Oil for food machinery and pharmaceutical use.

### PERFORMANCE DATA 50Hz

MODEL		P <sub>2</sub>		DELIVERY n≈2850 1/min														
1~ 220 - 240V	3~ 380 - 415V	kW	HP	Q	m³/h													
					0	6	12	18	24	30	36	42	48	54	60	65		
SHm 8-7-0.25F	-	0.25	0.33	8.8	7.9	4.1	-	-	-	-	-	-	-	-	-	-		
SHm 9-8-0.37F	-	0.37	0.5	10.5	9.2	5.9	-	-	-	-	-	-	-	-	-	-		
SHm 15-8-0.55F	SH15-8-0.55	0.55	0.75	12.2	11.2	9.6	6.1	-	-	-	-	-	-	-	-	-		
SHm 15-10-0.75F	SH15-10-0.75	0.75	1	13.8	12.8	11.2	8.3	-	-	-	-	-	-	-	-	-		
SHm 20-11-1.1F	SH20-11-1.1	1.1	1.5	15.2	14.5	13.9	11.8	8.0	-	-	-	-	-	-	-	-		
SHm 15-16-1.5F	SH15-16-1.5	1.5	2	18.2	17.7	16.8	14.9	11.6	-	-	-	-	-	-	-	-		
SHm 25-11-1.5F	SH25-11-1.5	1.5	2	16.0	15.3	14.2	12.9	11.3	9.3	6.9	4.0	-	-	-	-	-		
SHm 20-17-2.2F	SH20-17-2.2	2.2	3	21.4	20.5	19.4	17.8	15.5	12.2	-	-	-	-	-	-	-		
SHm 30-13-2.2F	SH30-13-2.2	2.2	3	16.3	16.1	15.8	15.0	14.1	13.0	11.8	10.0	8.0	5.7	-	-	-		
-	SH40-14-3	3	4	22.2	21.8	20.6	19.7	18.2	17.0	15.4	13.6	11.8	9.7	7.6	-	-		
-	SH50-14-4	4	5.5	25.0	24.2	23.3	22.1	20.9	19.7	18.1	16.6	15.7	12.8	11.0	8.6	-		

## SH

### Applications

Sewage treatment plants  
Industrial draining  
Agriculture irrigation

### Operating conditions

Maximum fluid temperature up to +40°C

### Motor and Pump

Rewindable motor

**Single-phase:** 220 - 240V/50Hz

**Three-phase:** 380 - 415V/50Hz

It's available to equip with floating switch

It can work in water containing fiber

Curve tolerance according to ISO 9906

### Options on request

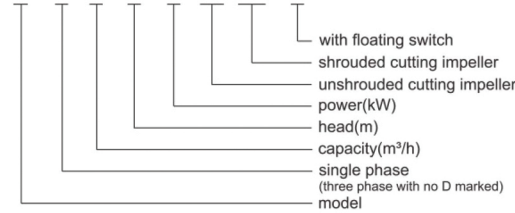
Special mechanical seal

Other voltages or frequency 60Hz

### Warranty: 2 years

(according to our general sales conditions)

#### SH (D) 15-10-1.1 CD/BD (A)



**BD**  
shrouded cutting impeller



**CD**  
unshrouded cutting impeller



Components	Material
Motor external casing	AISI 304 SS
Mechanical seal	Graphite-Ceramic
Shaft	AISI 304 SS-ASTM 5140
Seal lubricant oil	Oil for food machinery and pharmaceutical use.

### PERFORMANCE DATA 50Hz

MODEL		P <sub>2</sub>		DELIVERY n≈2850 1/min														
1~ 220 - 240V	3~ 380 - 415V	kW	HP	Q	m³/h													
					0	3	6	9	12	15	18	21	24	27	30	33		
SHm 15-10-1.1F	SH15-10-1.1	1.1	1.5	14.6	14.2	13.7	12.7	11.6	10.0	7.9	-	-	-	-	-	-		
SHm 18-12-1.5F	SH18-12-1.5	1.5	2	17.2	16.7	16.1	15.4	14.5	13.7	12.6	11.7	10.3	9.0	-	-	-		
SHm 20-14-1.8F	SH20-14-1.8	1.8	2.5	19.0	18.5	17.8	17.2	16.4	15.6	14.5	13.6	12.4	11.2	9.7	8.3	-		
SHm 15-10-1.1F	SH15-10-1.1	1.1	1.5	16.0	15.2	14.5	13.4	11.9	10.0	7.5	-	-	-	-	-	-		
SHm 20-12-1.5F	SH20-12-1.5	1.5	2	19.0	18.3	17.5	16.6	15.5	14.3	13.1	11.4	9.7	7.8	-	-	-		
SHm 25-12-2.2F	SH25-12-2.2	2.2	3.0	21.0	20.1	19.4	18.6	17.7	16.6	15.4	14.1	13.6	11.8	8.8	-	-		

## WQ

### Applications

Sewage treatment plants  
Industrial draining  
Agriculture irrigation

### Operating conditions

Maximum fluid temperature up to +40°C

### Motor and Pump

Rewindable motor

**Single-phase:** 220 - 240V/50Hz

**Three-phase:** 380 - 415V/50Hz

It can work in water containing fiber

Curve tolerance according to ISO 9906

### Options on request

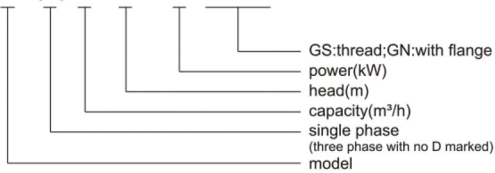
Special mechanical seal

Other voltages or frequency 60Hz

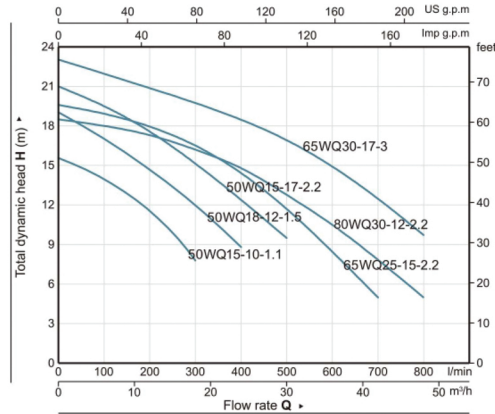
### Warranty: 2 years

(according to our general sales conditions)

### WQ (D) 15 - 10 - 1.1 GS/GN



Components	Material
Diffuser	Cast-iron ASTM NO.30
Impeller	AISI 420S45
Motor external casing	Cast-iron ASTM NO.30
Mechanical seal	Graphite-TC
Shaft	AISI 304 SS-ASTM 5140
Seal lubricant oil	Oil for food machinery and pharmaceutical use.



### PERFORMANCE DATA 50Hz

MODEL		P <sub>2</sub>		DELIVERY n≈2850 1/min											
1~ 220 - 240V	3~ 380 - 415V	kW	HP	Q m³/h l/min	H(m)										
					0	6	12	18	24	30	36	42	48		
50WQ15-10-1.1F	50WQ15-10-1.1	1.1	1.5	H(m)	15.5	13.8	11.5	7.9	-	-	-	-	-	-	
50WQ18-12-1.5F	50WQ18-12-1.5	1.5	2		19.0	17.1	14.1	12.0	8.8	-	-	-	-	-	
65WQ25-15-2.2F	65WQ25-15-2.2	2.2	3		19.5	19.0	18.6	16.6	15.5	11.0	8.6	5.0	-	-	
65WQ30-17-3F	65WQ30-17-3	3	4		23.0	21.5	20.9	19.8	18.6	17.0	14.5	12.5	9.8	-	
50WQ15-10-1.1F	50WQ15-10-1.1	1.1	1.5		15.5	13.8	11.5	7.9	-	-	-	-	-	-	
50WQ18-12-1.5F	50WQ18-12-1.5	1.5	2		19.0	17.1	14.1	12.0	8.8	-	-	-	-	-	
50WQ15-17-2.2F	50WQ15-17-2.2	2.2	3		21.0	19.5	17.0	15.0	12.0	9.5	-	-	-	-	
65WQ25-15-2.2F	65WQ25-15-2.2	2.2	3		19.5	19.0	18.6	16.6	15.5	11.0	8.6	5.0	-	-	
80WQ30-12-2.2F	80WQ30-12-2.2	2.2	3		18.5	18.0	17.3	15.6	14.4	12.0	10.5	7.5	5.0	-	

## WQ

### Applications

Sewage treatment plants  
Industrial draining  
Agriculture irrigation

### Operating conditions

Maximum fluid temperature up to +40°C

### Motor and Pump

Rewindable motor

**Three-phase:** 380 - 415V/50Hz

It can work in water containing fiber

Curve tolerance according to ISO 9906

### Options on request

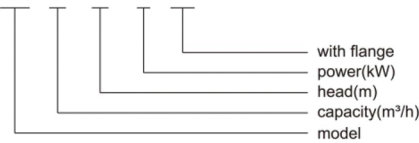
Special mechanical seal

Other voltages or frequency 60Hz

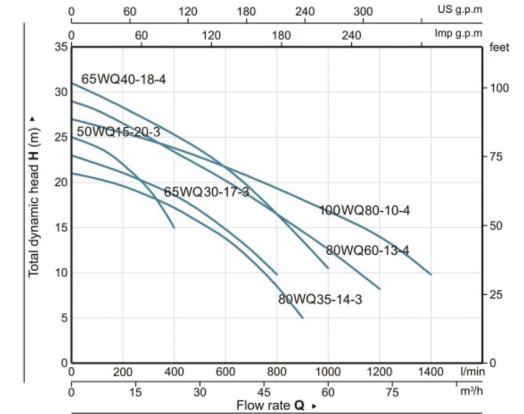
### Warranty: 2 years

(according to our general sales conditions)

### WQ 15 - 20 - 3 GN



Components	Material
Diffuser	Cast-iron ASTM NO.30
Impeller	AISI 420S45
Motor external casing	Cast-iron ASTM NO.30
Mechanical seal	Graphite-TC
Shaft	AISI 304 SS-ASTM 5140
Seal lubricant oil	Oil for food machinery and pharmaceutical use.



### PERFORMANCE DATA 50Hz

MODEL		P <sub>2</sub>		DELIVERY n≈2850 1/min														
3~ 380 - 415V		kW	HP	Q m³/h l/min	H(m)													
					0	6	12	18	24	36	48	60	72	84				
50WQ15-20-3	3	4	H(m)	25.0	22.8	22.0	18.0	15.0	-	-	-	-	-	-				
65WQ30-17-3	3	4		23.0	21.5	20.9	19.8	18.6	14.5	9.8	-	-	-	-				
80WQ35-14-3	3	4		21.0	20.4	19.6	18.5	17.2	13.8	8.5	-	-	-	-				
65WQ40-18-4	4	5.5		31.0	29.7	28.3	27.2	25.3	21.8	16.5	10.5	-	-	-				
80WQ60-13-4	4	5.5		29.0	27.8	26.2	25.0	23.4	20.2	16.5	13.0	8.2	-	-				
100WQ80-10-4	4	5.5		27.0	26.2	25.3	24.7	23.8	21.7	19.1	16.8	14.0	9.8	-				

## WQ

### Applications

Sewage treatment plants  
Industrial draining  
Agriculture irrigation

### Operating conditions

Maximum fluid temperature up to +40°C

### Motor and Pump

Rewindable motor  
**Three-phase:** 380 - 415V/50Hz  
It can work in water containing fiber  
Curve tolerance according to ISO 9906

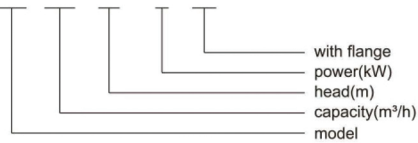
### Options on request

Special mechanical seal  
Other voltages or frequency 60Hz

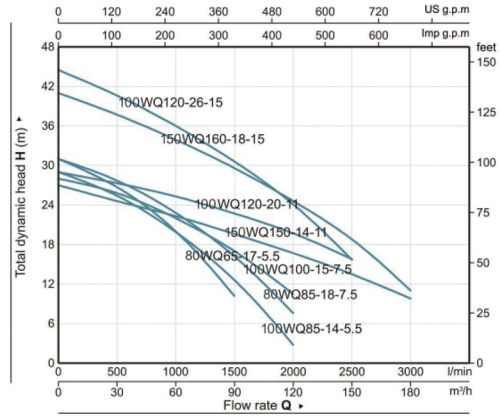
### Warranty: 2 years

(according to our general sales conditions)

### WQ 65 - 17 - 5.5 GN



Components	Material
Diffuser	Cast-Iron ASTM NO.30
Impeller	AISI 420S45
Motor external casing	Cast-iron ASTM NO.30
Mechanical seal	Graphite-TC
Shaft	AISI 304 SS-ASTM 5140
Seal lubricant oil	Oil for food machinery and pharmaceutical use.



### PERFORMANCE DATA 50Hz

MODEL 3~ 380 - 415V	P <sub>2</sub>		Q m³/h l/min	DELIVERY n≈2850 1/min							
	kW	HP		H(m)							
				0	30	60	90	120	150	180	
80WQ65-17-5.5	5.5	7.5		31.0	26.7	20.0	10.2	-	-	-	-
100WQ85-14-5.5	5.5	7.5		29.0	25.4	19.9	12.6	2.8	-	-	-
80WQ85-18-7.5	7.5	10		31.0	27.7	22.8	16.2	7.6	-	-	-
100WQ100-15-7.5	7.5	10		28.0	25.8	22.0	17.0	10.5	-	-	-
100WQ120-20-11	11	15		29.0	27.3	25.3	22.7	19.7	15.8	-	-
150WQ150-14-11	11	15		27.0	24.6	22.3	19.6	16.7	13.5	9.8	-
100WQ120-26-15	15	20		44.5	40.6	36.0	30.6	24.1	15.7	-	-
150WQ160-18-15	15	20		41.0	37.7	33.9	29.6	24.6	18.8	11.0	-

## WQ

### Applications

Sewage treatment plants  
Industrial draining  
Agriculture irrigation

### Operating conditions

Maximum fluid temperature up to +40°C

### Motor and Pump

Rewindable motor  
**Three-phase:** 380 - 415V/50Hz  
It can work in water containing fiber  
Curve tolerance according to ISO 9906

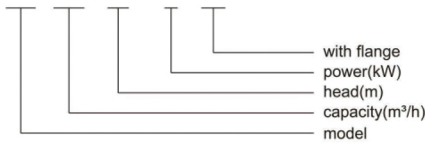
### Options on request

Special mechanical seal  
Other voltages or frequency 60Hz

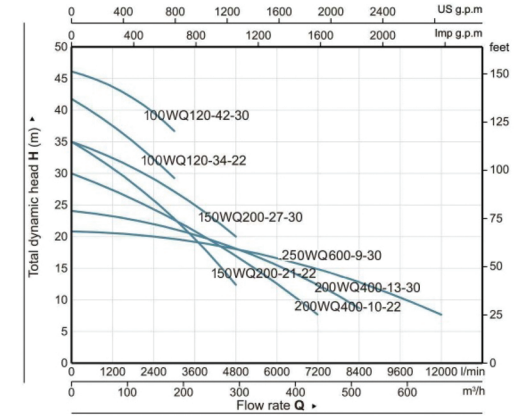
### Warranty: 2 years

(according to our general sales conditions)

### WQ 120 - 34 - 22 GN



Components	Material
Diffuser	Cast-Iron ASTM NO.30
Impeller	AISI 420S45
Motor external casing	Cast-iron ASTM NO.30
Mechanical seal	Graphite-TC
Shaft	AISI 304 SS-ASTM 5140
Seal lubricant oil	Oil for food machinery and pharmaceutical use.



### PERFORMANCE DATA 50Hz

MODEL 3~ 380 - 415V	P <sub>2</sub>		Q m³/h l/min	DELIVERY n≈2850 1/min														
	kW	HP		H(m)														
				0	36	72	108	144	180	216	288	360	432	504	576	720		
100WQ120-34-22	22	30		42.0	39.8	37.5	35.0	32.5	29.0	-	-	-	-	-	-	-	-	-
150WQ200-21-22	22	30		35.0	32.9	30.8	28.2	25.7	23.0	19.7	12.5	-	-	-	-	-	-	-
200WQ400-10-22	22	30		30.0	28.5	27.5	26.0	24.2	22.5	21.1	17.2	12.5	7.8	-	-	-	-	-
100WQ120-42-30	30	40		46.0	45.0	43.7	42.2	39.6	37.0	-	-	-	-	-	-	-	-	-
150WQ200-27-30	30	40		35.0	33.5	32.5	30.8	29.0	27.5	25.0	20.0	-	-	-	-	-	-	-
200WQ400-13-30	30	40		24.0	23.5	23.0	22.5	22.0	21.5	20.5	18.1	15.4	12.5	8.3	-	-	-	-
250WQ600-9-30	30	40		21.0	21.0	20.8	20.5	20.0	19.5	19.0	18.0	16.5	14.8	12.9	10.4	7.5	-	-

## SH

### Applications

For water supply from wells or reservoirs  
For domestic use, for civil and industrial applications  
For garden use and irrigation

### Operating conditions

Maximum fluid temperature up to +40°C  
Maximum sand content: 0.1%

### Motor and Pump

Rewindable motor

**Single-phase:** 220 - 240V/50Hz

**Three-phase:** 380 - 415V/50Hz

It's available to equip with floating switch  
Curve tolerance according to ISO 9906

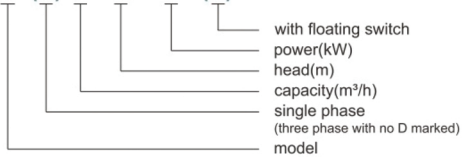
### Options on request

Special mechanical seal  
Other voltages or frequency 60Hz

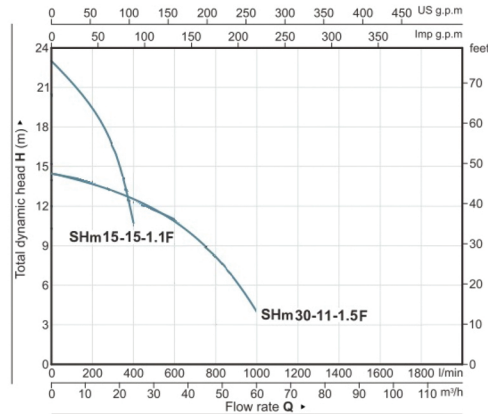
### Warranty: 2 years

(according to our general sales conditions)

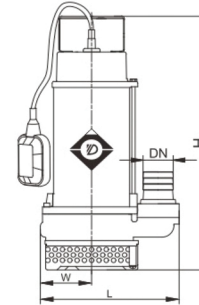
### SH (D) 20-11- 1.1 (A)



Components	Material
Diffuser	Cast-iron ASTM NO.30
Impeller	①Cast-aluminum ②Plastic.PPO
Motor external casing	AISI 304 SS
Top chock	Cast-iron ASTM NO.30
Mechanical seal	Graphite-Ceramic
Shaft	AISI 304 SS-ASTM 5140
Seal lubricant oil	Oil for food machinery and pharmaceutical use.



## SH



MODEL		DN	DIMENSION(mm)				WEIGHT(kg)	
1~ 220 - 240V	3~ 380 - 415V		W	L	H(S)	H(T)	G(S)	G(T)
SHm15-15-1.1F	SH15-15-1.1	2"/2½"	85	245	430	430	20.0	19.5
SHm30-11-1.5F	SH30-11-1.5	3"	90	270	480	480	24.5	24.0

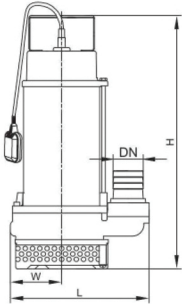
• H(S) is single phase motor, H(T) is three phase motor.

• G(S) is single phase motor, G(T) is three phase motor.

### PERFORMANCE DATA 50Hz

MODEL		P <sub>2</sub>		DELIVERY n≈2850 1/min												
1~ 220 - 240V	3~ 380 - 415V	kW	HP	Q		0	12	24	36	48	60	72	84	96	108	
SHm15-15-1.1F	SH15-15-1.1	1.1	1.5	m³/h	l/min	0	200	400	600	800	1000	1200	1400	1600	1800	
SHm30-11-1.5F	SH30-11-1.5	1.5	2	H(m)		23.0	19.5	10.7	-	-	-	-	-	-	-	
						14.5	13.5	12.5	10.8	8.3	4.0	-	-	-	-	

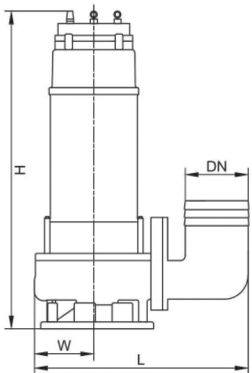
## SH



MODEL		DN	DIMENSION(mm)				WEIGHT(kg)	
1~ 220 - 240V	3~ 380 - 415V		W	L	H(S)	H(T)	G(S)	G(T)
SHm6-15-0.37F	SH6-15-0.37	1 1/4"	83	223	370	360	9.5	9.0
SHm6-18-0.55F	SH6-18-0.55	1 1/4"	83	223	380	370	10.0	9.5
SHm6-22-0.75F	SH6-22-0.75	1 1/4"	83	223	400	390	10.5	10.0
SHm6-25-1.1F	SH6-25-1.1	1 1/4"	86	230	410	390	14.5	13.5
SHm10-28-1.5F	SH10-28-1.5	1 1/4"	92	244	435	415	15.0	14.0
SHm10-32-1.9F	SH10-32-1.9	1 1/4"	97	255	450	430	17.5	16.5
SHm15-32-2.2F	SH15-32-2.2	1 1/2"	104	274	500	470	22.5	21.0
SHm15-40-3F	SH15-40-3	1 1/2"	113	289	530	495	28.0	26.0
-	SH20-40-4	1 1/2"	113	289	-	520	-	32.0
-	SH27-50-5.5	2"	123	326	-	545	-	40.0
-	SH27-55-7.5	2"	123	326	-	585	-	45.0
-	SH35-55-9.2	2"	123	326	-	605	-	48.0

- H(S) is single phase motor, H(T) is three phase motor.
- G(S) is single phase motor, G(T) is three phase motor.

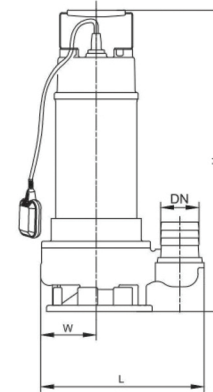
## WQ



MODEL		DN	DIMENSION(mm)				WEIGHT(kg)	
1~ 220 - 240V	3~ 380 - 415V		W	L	H(S)	H(T)	G(S)	G(T)
50WQ15-10-1.1F	50WQ15-10-1.1	2"	29	50	22	22	25	24
50WQ18-12-1.5F	50WQ18-12-1.5	2"	26	53	23	23	32	30
65WQ25-15-2.2F	65WQ25-15-2.2	2 1/2"	29	57	24	24	44	43
65WQ30-17-3F	65WQ30-17-3	2 1/2"	29	59	24	24	48	46
50WQ15-10-1.1F	50WQ15-10-1.1	2"	24	49	22	22	28	27
50WQ18-12-1.5F	50WQ18-12-1.5	2"	25	52	23	23	33	31
50WQ15-17-2.2F	50WQ15-17-2.2	2"	28	57	24.5	24.5	44	42
65WQ25-15-2.2F	65WQ25-15-2.2	2 1/2"	28	57	25	25	46	43
80WQ30-12-2.2F	80WQ30-12-2.2	3"	28	58	25	25	48	45
-	50WQ15-20-3	2"	28	59	-	24.5	-	45
-	65WQ30-17-3	2 1/2"	28	59	-	25	-	46
-	80WQ35-14-3	3"	28.5	60	-	25	-	48
-	65WQ40-18-4	2 1/2"	31	64	-	27	-	52
-	80WQ60-13-4	3"	31	64	-	27	-	54
-	100WQ80-10-4	4"	31	64	-	27	-	57
-	80WQ65-17-5.5	3"	34	68	-	29	-	66
-	100WQ85-14-5.5	4"	34	68	-	29	-	68
-	80WQ85-18-7.5	3"	35	72	-	29	-	74
-	100WQ100-15-7.5	4"	35	72	-	29	-	78
-	100WQ120-20-11	4"	39	81	-	36	-	139
-	150WQ150-14-11	6"	39	81	-	36	-	149
-	100WQ120-26-15	4"	39	91	-	37	-	152
-	150WQ160-18-15	6"	42	91	-	37	-	162

- H(S) is single phase motor, H(T) is three phase motor.
- G(S) is single phase motor, G(T) is three phase motor.

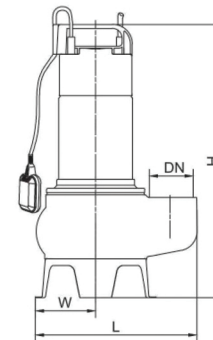
## SH



MODEL		DN	DIMENSION(mm)				WEIGHT(kg)		The max. flow particle (mm)
1~ 220 - 240V	3~ 380 - 415V		W	L	H(S)	H(T)	G(S)	G(T)	
SHm7-6-0.18F	SH7-6-0.18	1 1/4"	65	170	400	390	12.0	11.5	15
SHm7-7-0.25F	SH7-7-0.25	1 1/4"	65	170	400	390	12.8	12.3	15
SHm8-8-0.37F	SH8-8-0.37	1 1/4"	65	170	410	400	13.4	13.0	15
SHm10-9-0.55F	SH10-9-0.55	2"	85	242	420	405	14.5	14.0	20
SHm15-9-0.75F	SH15-9-0.75	2"	85	242	430	415	15.7	15.2	20
SHm20-10-1.1F	SH20-10-1.1	2"	95	280	450	435	17.3	16.5	20
SHm15-13-1.5F	SH15-13-1.5	2"	85	260	470	460	20.0	19.4	25
SHm25-10-1.5F	SH25-10-1.5	2 1/2"	95	280	470	460	20.5	19.9	25
SHm8-8-0.25F	SH8-8-0.25	1 1/4"	62	173	379	369	12.8	12.3	15
SHm10-8-0.37F	SH10-8-0.37	1 1/4"	62	173	389	379	13.4	13.0	15
SHm15-9-0.55F	SH15-9-0.55	2"	85	242	420	405	14.5	14.0	15
SHm15-11-0.75F	SH15-11-0.75	2"	85	242	430	415	15.7	15.2	20
SHm25-10-1.1F	SH25-10-1.1	2"	85	242	450	435	17.3	16.5	20
SHm35-7-1.1F	SH35-7-1.1	2 1/2"	85	242	450	435	17.3	16.5	20
SHm25-12-1.5F	SH25-12-1.5	2"	85	260	450	435	20.0	19.4	25
SHm35-9-1.5F	SH35-9-1.5	2 1/2"	95	280	450	435	20.5	19.5	25
SHm30-14-2.2F	SH30-14-2.2	3"	85	260	470	460	23.0	22.0	25
SHm45-10-2.2F	SH45-10-2.2	3"	102	260	510	500	27.0	25.0	35
-	SH50-12-3	3"	102	305	-	550	-	31.0	35
-	SH50-17-4	3"	102	305	-	580	-	35.5	35
SHm8-7-0.25F	SH8-7-0.25	1 1/4"	65	170	390	380	12.8	12.3	15
SHm9-8-0.37F	SH9-8-0.37	1 1/4"	65	170	410	400	13.4	13.0	15
SHm15-8-0.55F	SH15-8-0.55	2"	85	242	420	405	14.5	14.0	20
SHm15-10-0.75F	SH15-10-0.75	2"	85	242	430	415	15.7	15.2	20
SHm20-11-1.1F	SH20-11-1.1	2"	85	242	470	460	17.3	16.5	25
SHm15-16-1.5F	SH15-16-1.5	2"	85	260	470	460	20.0	19.4	25
SHm25-11-1.5F	SH25-11-1.5	2 1/2"	95	280	470	460	20.5	19.9	30
SHm20-17-2.2F	SH20-17-2.2	2"	85	260	470	460	23.0	22.0	25
SHm30-13-2.2F	SH30-13-2.2	3"	103	260	510	500	27.0	25.0	30
-	SH40-14-3	3"	102	305	-	550	-	31.0	30
-	SH50-14-4	3"	102	305	-	580	-	35.5	30
SHm15-10-1.1F	SH15-10-1.1	2"	85	242	430	415	15.7	15.2	-
SHm18-12-1.5F	SH18-12-1.5	2"	95	260	470	460	20.0	19.4	-
SHm20-14-1.8F	SH20-14-1.8	2"	85	260	480	470	20.0	19.4	-
SHm15-10-1.1F	SH15-10-1.1	2"	85	242	430	415	15.7	15.2	-
SHm20-12-1.5F	SH20-12-1.5	2"	95	260	470	460	20.0	19.4	-
SHm25-12-2.2F	SH25-12-2.2	2"	85	260	480	470	20.0	19.4	-

- H(S) is single phase motor, H(T) is three phase motor.
- G(S) is single phase motor, G(T) is three phase motor.

## SH



MODEL		DN	DIMENSION(mm)				WEIGHT(kg)	
1~ 220 - 240V	3~ 380 - 415V		W	L	H(S)	H(T)	G(S)	G(T)
SHm10F	SH10	2"	92	250	415	415	11.4	11.0
SHm12F	SH12	2"	92	250	415	415	12.1	11.6
SHm10-1F	SH10-1	2"	92	200	415	415	7.6	7.1
SHm12-1F	SH12-1	2"	92	200	415	415	8.4	7.9

- H(S) is single phase motor, H(T) is three phase motor.
- G(S) is single phase motor, G(T) is three phase motor.